




# KVF Genius Hook Removal




Open the upper/lower additional lock case, loosen 3x Phillips PZ2 + 3x Torx TX10 screws.




Remove the lid and remove the hook.





Discard the bolt cover from the accessory bag.



Install the hook cover as shown. Then screw the cover back on using the three Phillips PZ2 and Torx TX 10 screws. Repeat this step twice per KfV lock: once at the top and once at the bottom.

